



# P5043S

HMI with 4.3" TFT LCD display

- ✦ Cortex 600 MHz Processor
- ✦ Built-in Power Isolation
- ✦ Built-in PLC Expansion function
- ✦ PCB coating for Stability in Harsh Environment
- ✦ Fan-less Design for Cooling Method
- ✦ High Noise Immunity Design for Industrial Application

Display	Panel Size	4.3" TFT (16:9)	I/O Port	Serial 1 (DB-9)	RS-232 (2W) RS-422/485 (4W) RS-485 (2W)
	Panel Resolution	480 x 272		Serial 2 (Terminal Blocks)	—
	Brightness	500 (cd/m <sup>2</sup> )		RS-422/485 Isolation	—
	Contrast Ratio	500		Ethernet	—
	Backlight Type	LED		USB HOST	USB2.0 x 1
	Backlight Life Time	30,000 Hrs		USB Device	USB2.0 x 1(Mini-USB)
	Colors	16.7M		Micro-SD Slot	—
	LCD Viewing Angle	50/70/70/70 (T/B/L/R)		Audio Output	—
Touch	Type	4-wire Resistive Type	I/O Extension	Video Input	—
	Accuracy	X axis±2%; Y axis±2%		Termination Switch	Yes
Memory	Flash	256MB	Dimension / Weight	PLC Extension	Yes
	RAM	128MB		Dimensions W x H x D	128.0 x 102.0 x 36.4 (mm)
System	CPU	32 bit RISC Cortex 600MHz	Weight	Cut-out	118.5 x 92.5 (mm)
Power	Power Input Range	24VDC±20%		RTC	Weight
	Power Isolation	Yes	Yes		
	Isolation Resistance	Exceed 50MΩ at 500VDC	Software	FvDesigner V1.5.31 or later versions	
	Power Consumption	7.4W (@24VDC)			
Environment	Protection Structure	Front panel : IP65 / Rear Case : IP20			
	PCB Coating	Yes			
	Operating Temp	0~50°C			
	Storage Temp	-20 ~ 60°C			
	Relative Humidity	10%~90% (40°C Non-condensing)			
	Withstand Voltage	500VAC/20mA/1 Min. (between charger & FG terminals)			
	Vibration Endurance	5 to 9Hz Half-amplitude: 3.5mm ; 9 to 150 Hz Constant acceleration: 19.6m/s <sup>2</sup> (2G) ; 3 directions of X, Y, Z: 10times (IEC61131-2 complaints)			
Certification	CE , UL				



Cobots



Cámaras



PLCs



HMIs



Sensores



Registradores



Software



Convertidores



Osciloscopios



Celdas de carga

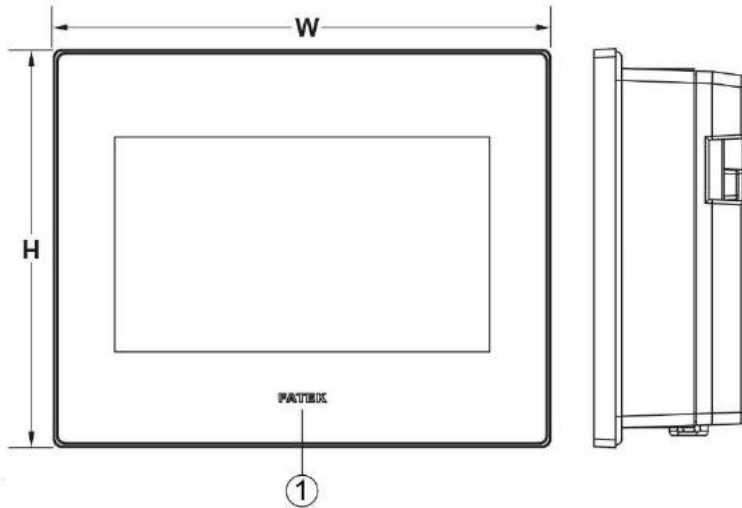


Adquisición (DAQ) lot

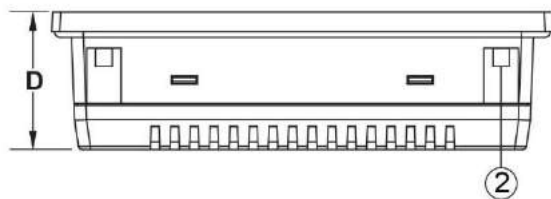


PCs industriales

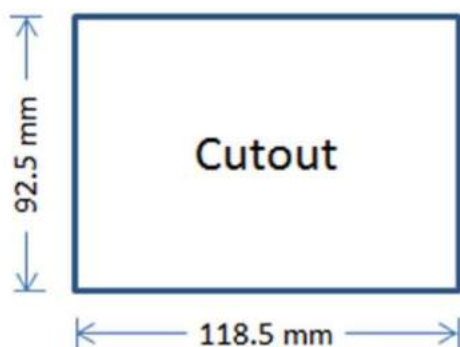
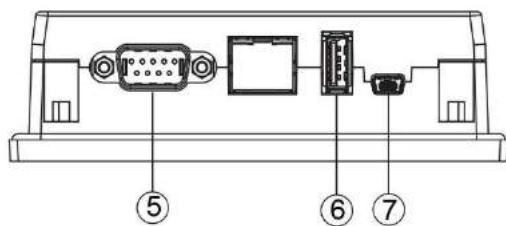
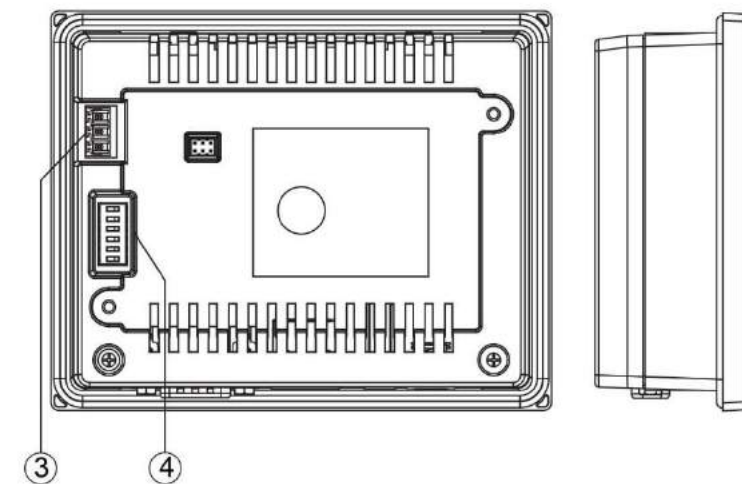
## ◆ Dimensions Drawing – P5043S



W	128.0 mm
H	102.0 mm
D	36.4 mm



①	Power Indicator Light
②	Mounting Hole
③	Power Connector
④	COM2/COM3 Termination Switch
⑤	COM1/COM2/COM3: DB-9 Male Connector
⑥	USB Connector
⑦	Mini USB Connector



DB-9 Male Connector				
PIN#	COM1 [RS-232]	COM2 [RS-422]	COM2 [RS-485]	COM3 [RS-485]
1	-	TX+	DATA+	-
2	RX	-	-	-
3	TX	-	-	-
4	-	RX+	-	-
5	GND	GND	GND	GND
6	-	TX-	DATA-	-
7	-	-	-	DATA+
8	-	-	-	DATA-
9	-	RX-	-	-