



P2043SA

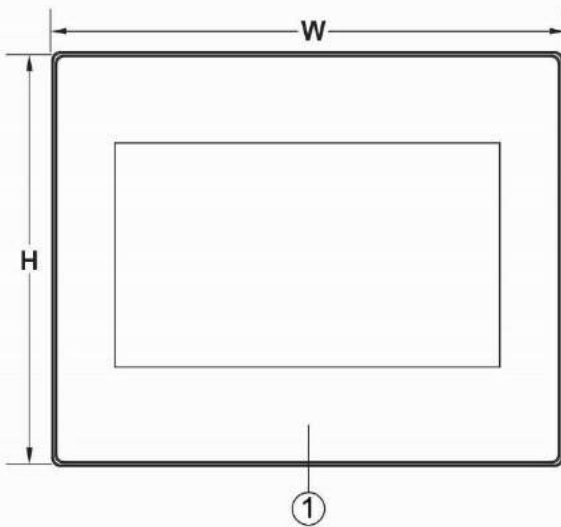
HMI with 4.3" TFT LCD display

- ✦ Cortex 600 MHz Processor
- ✦ Built-in PLC Expansion function
- ✦ Wide Power Input Range
- ✦ PCB coating for Stability in Harsh Environment
- ✦ Fan-less Design for Cooling Method
- ✦ High Noise Immunity Design for Industrial Application

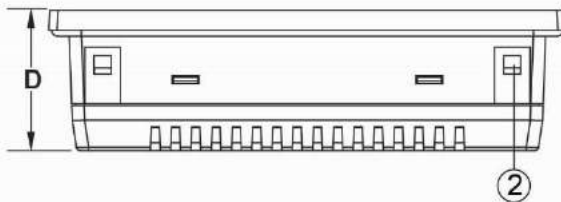
Display	Panel Size	4.3" TFT (16:9)	I/O Port	Serial 1 (DB-9)	RS-232 (2W) RS-422/485 (4W)
	Panel Resolution	480 x 272		Serial 2 (Terminal Blocks)	–
	Brightness	500 (cd/m ²)		RS-422/485 Isolation	–
	Contrast Ratio	500		Ethernet	–
	Backlight Type	LED		USB HOST	USB2.0 x 1(Only OS Update)
	Backlight Life Time	25,000 Hrs.		USB Device	USB2.0 x 1(Mini-USB)
	Colors	16.7M		Micro-SD Slot	–
	LCD Viewing Angle	50/70/70/70 (T/B/L/R)		Audio Output	–
Touch	Type	4-wire Resistive Type	I/O Extension	Video Input	–
	Accuracy	X axis±2%; Y axis±2%		Termination Switch	–
Memory	Flash	128MB	Power	PLC Extension	Yes
	RAM	128MB		MHI Extension	Yes
System	CPU	32 bit RISC Cortex 600MHz		Wireless Extension	–
	RTC	Yes	Power Input Range	14 ~ 32VDC	
Dimension / Weight	Dimensions W x H x D	128.0 x 102.0 x 36.4 (mm)	Power Isolation	Yes	
	Cut-out	118.5 x 92.5 (mm)	Isolation Resistance	Exceed 50MΩ at 500VDC	
	Weight	215 (g)	Power Consumption	9.6W (@24VDC)	
Environment	Protection Structure	Front panel : IP65 / Rear Case : IP20			
	PCB Coating	Yes			
	Operating Temp	0~50°C			
	Storage Temp	-20 ~ 60°C			
	Relative Humidity	10%~90% (40°C Non-condensing)			
	Withstand Voltage	500VAC/20mA/1 Min. (between charger & FG terminals)			
	Vibration Endurance	5 to 9Hz Half-amplitude: 3.5mm ; 9 to 150 Hz Constant acceleration: 19.6m/s ² (2G) ; 3 directions of X, Y, Z: 10times (IEC61131-2 compliants)			
Software	FvDesigner V1.5.64 or later versions				
Certification	CE				



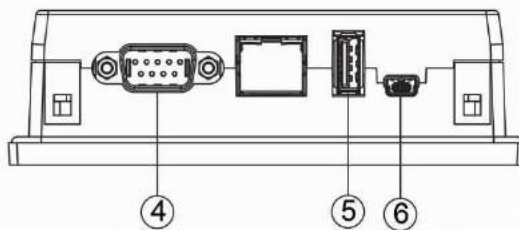
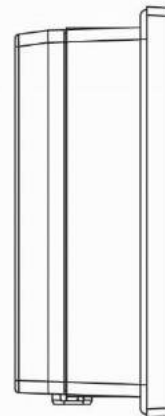
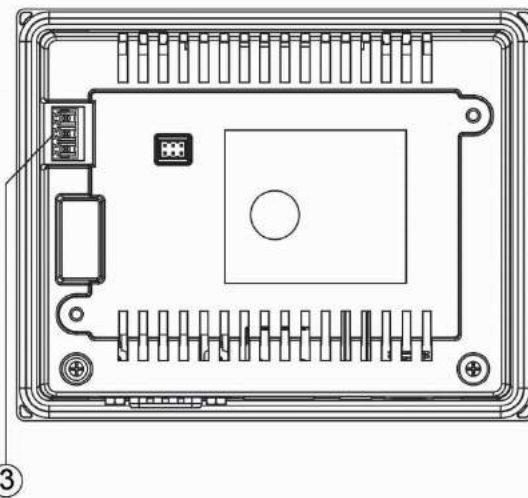
◆ Dimensions Drawing



W	128.0 mm
H	102.0 mm
D	36.4 mm



①	Power Indicator Light
②	Mounting Hole
③	Power Connector
④	COM1/COM2 DB-9 Male Connector
⑤	USB Connector
⑥	Mini USB Connector



DB-9 Male Connector			
PIN#	COM1 [RS-232]	COM2 [RS-422]	COM2 [RS-485]
1	-	TX+	DATA+
2	RX	-	-
3	TX	-	-
4	-	RX+	-
5	GND	GND	GND
6	-	TX-	DATA-
7	-	-	-
8	-	-	-
9	-	RX-	-

